

Office UC to Webex Migration

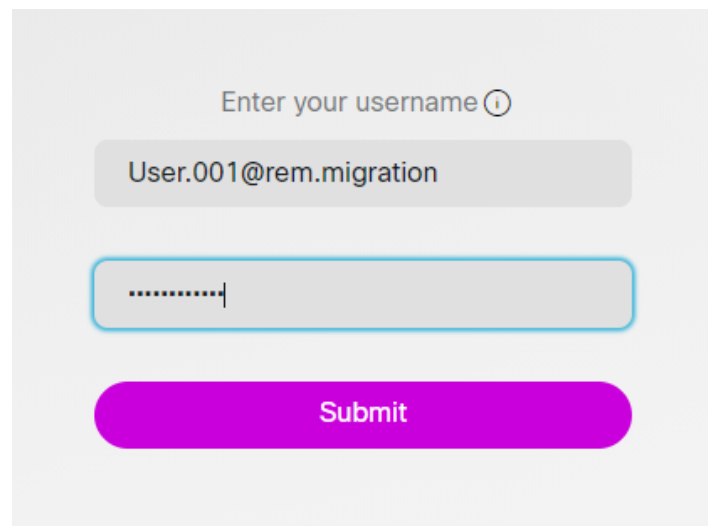
You can use your Office UC log in details (Username* and password) to commence self-activating Webex. ***Remember it is case sensitive**

You will need your email address later in the process to validate Webex. If you have forgotten your password, your supplier can reset the password or provide the end user portal access so you can re-set the application password yourself.

Please click on the link (ctrl + enter) below to commence the Webex activation process:

https://bwks-uap.webex.com/start_activation?partner-org-uuid=5343abe8-231b-4094-b7db-c19df2b6a3f6&config-set-uuid=72f95b9d-13a1-4384-9abd-7d7edddc4867

The link above will open a browser window where you will need to enter your “Application Username” and “Password” and select “Submit”.



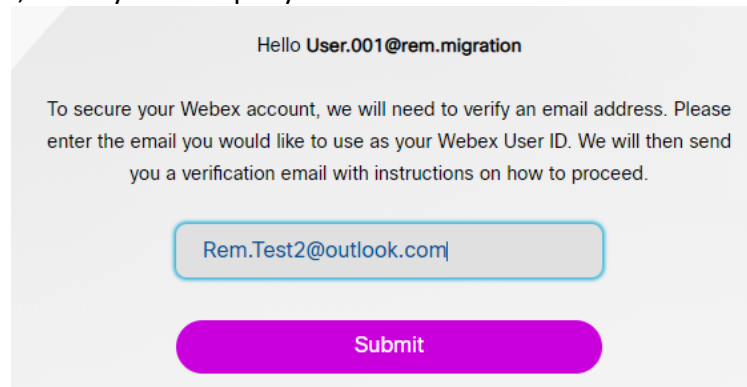
Enter your username ⓘ

User.001@rem.migration

.....|

Submit

In the next screen, enter your company email address and select “Submit”.



Hello User.001@rem.migration

To secure your Webex account, we will need to verify an email address. Please enter the email you would like to use as your Webex User ID. We will then send you a verification email with instructions on how to proceed.

Rem.Test2@outlook.com|

Submit



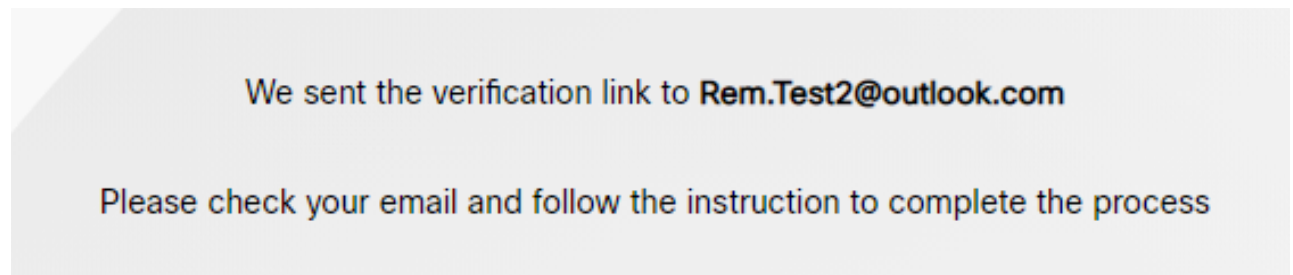
Telephone: [01273 987926](tel:01273987926)

Email: help@tc-itservices.com

Website: www.tc-itservices.com

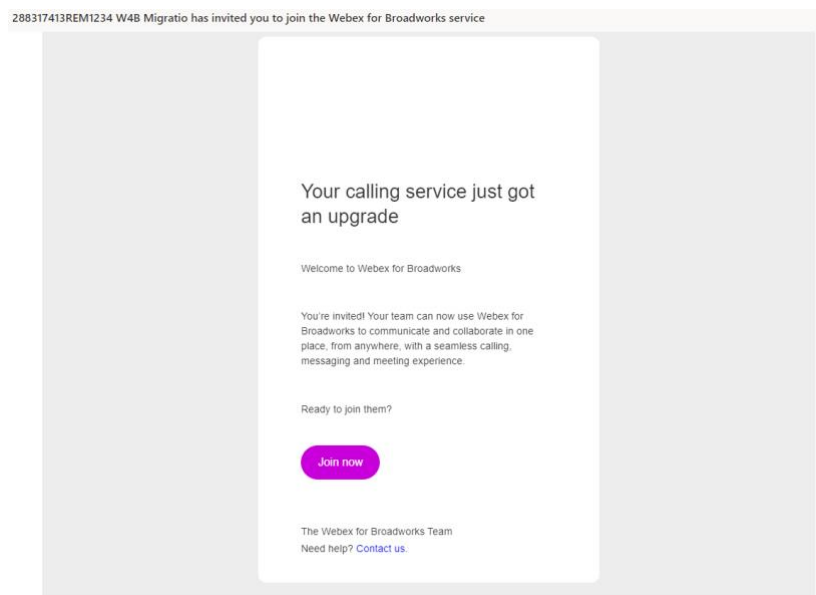


The next screen will confirm a verification email has been sent to your email inbox.

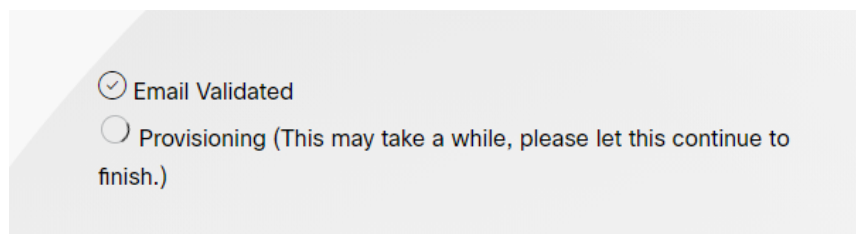


The Webex verification email will contain a “Join now” button (the link in this email will be active for a maximum 12 hours).

Clicking this button will begin the authentication and provisioning process.



The email address will be validated and the provisioning of Webex will commence.



Once complete, wait 15 minutes before attempting to Log In to Webex for the first time.



Telephone: [01273 987926](tel:01273987926)

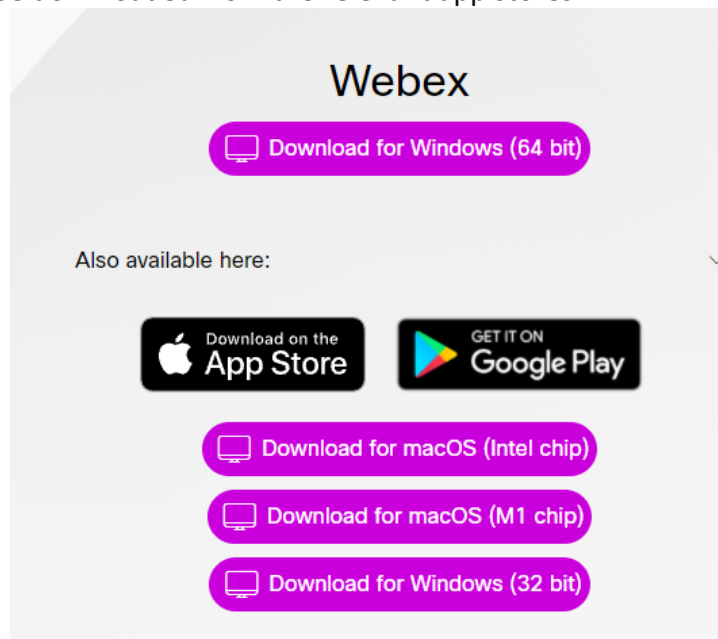
Email: help@tc-itservices.com

Website: www.tc-itservices.com



The next screen will provide the Webex application download options. It will automatically recognise which operating system you are using and recommend which download to use by displaying this option as the upper most download icon.

Mobile Apps can be downloaded from the relevant app stores.



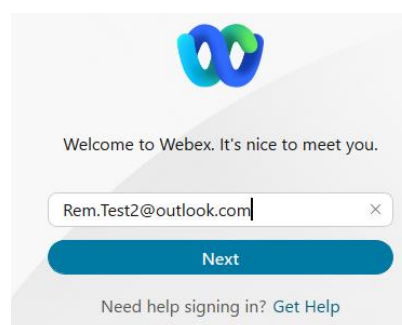
There is a link to our blog for downloading also:

<https://tc-itservices.com/software/installing-cisco-webex/>

First Log In to Webex.

We recommend that 15 minutes have elapsed before attempting to Log in to Webex for the first time.

Webex will now require your email address and the application password to log in. First enter the email address and click Next.



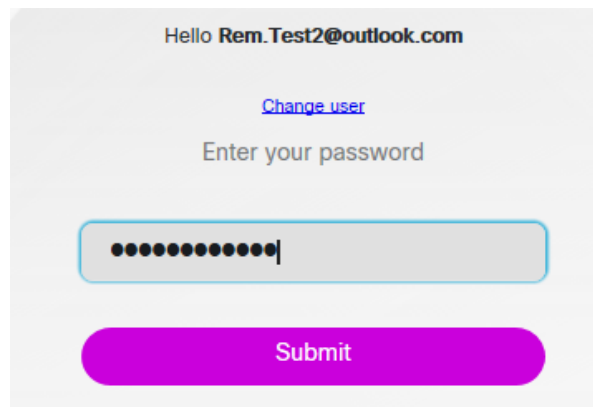
Telephone: [01273 987926](tel:01273987926)

Email: help@tc-itservices.com

Website: www.tc-itservices.com



In the next screen, enter the application password and click Submit.



Hello Rem.Test2@outlook.com

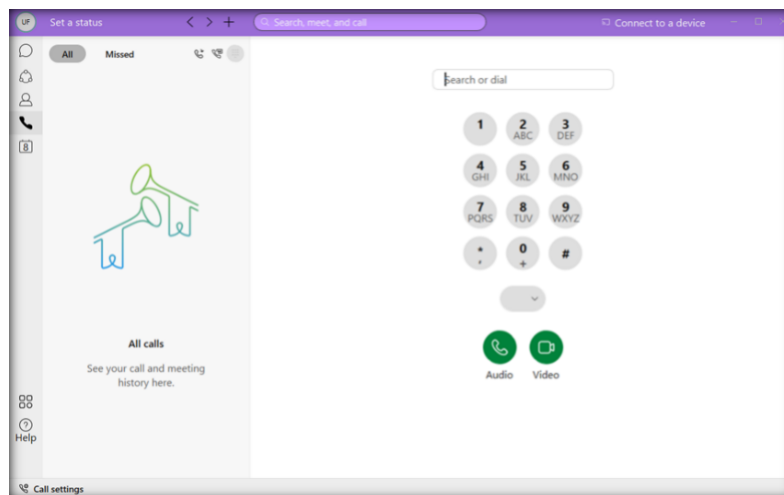
[Change user](#)

Enter your password

●●●●●●●●●●

Submit

You will then be logged in to Webex and can follow the help tips to access and navigate Webex.



And that is it!

Any further help or problems please call us or raise a ticket by emailing help@tc-itservices.com

For the latest Blog posts - <https://tc-itservices.com/our-blog/>



Telephone: [01273 987926](tel:01273987926)
Email: help@tc-itservices.com
Website: www.tc-itservices.com

